



# Comprehensive Curriculum

Revised 2008

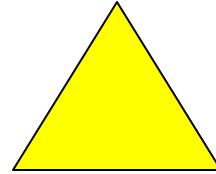
## Kindergarten Mathematics



Louisiana Department of  
**EDUCATION**


Paul G. Pastorek, State Superintendent of Education

3 sides



triangle

0 sides



circle

4 sides















square

4 sides




rectangle

*Unit 1, Activity 15, Shape Cards*





*Unit 2, Activity 4, Speckled Frog*





Name \_\_\_\_\_



Unit 2, Activity 4, Frog Count

Name \_\_\_\_\_








			









*Unit 2, Activity 7, Counting Objects From Home*











Name \_\_\_\_\_


*Unit 2, Activity 7, Count and Write Numbers*

Name \_\_\_\_\_

***Unit 2, Activity 8, Number Stickers***

Name \_\_\_\_\_

1	
2	
3	
4	
5	
6	
7	
8	
9	
10	

*Unit 2, Activity 9, Number Detectives*

Name \_\_\_\_\_

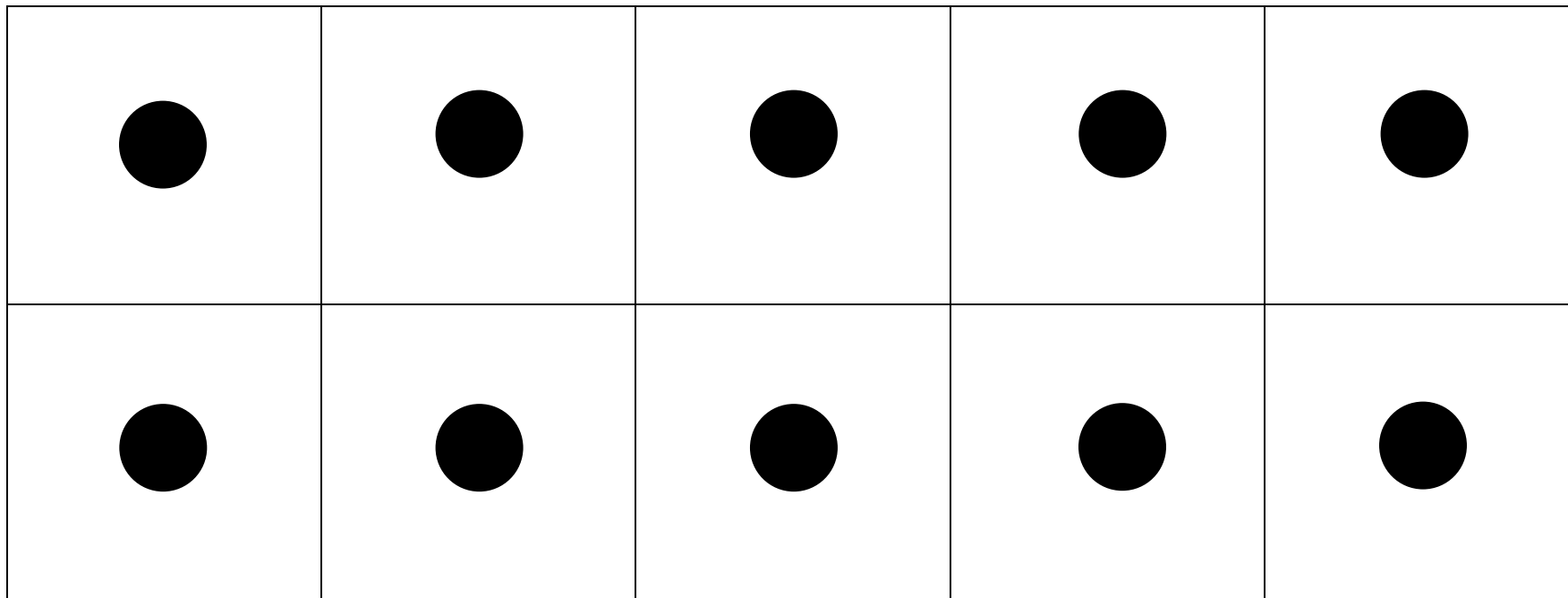
1	2		4	5	6	7	8	9	10
---	---	--	---	---	---	---	---	---	----

1	2	3	4	5	6		8	9	10
---	---	---	---	---	---	--	---	---	----

1	2	3	4		6	7	8	9	10
---	---	---	---	--	---	---	---	---	----

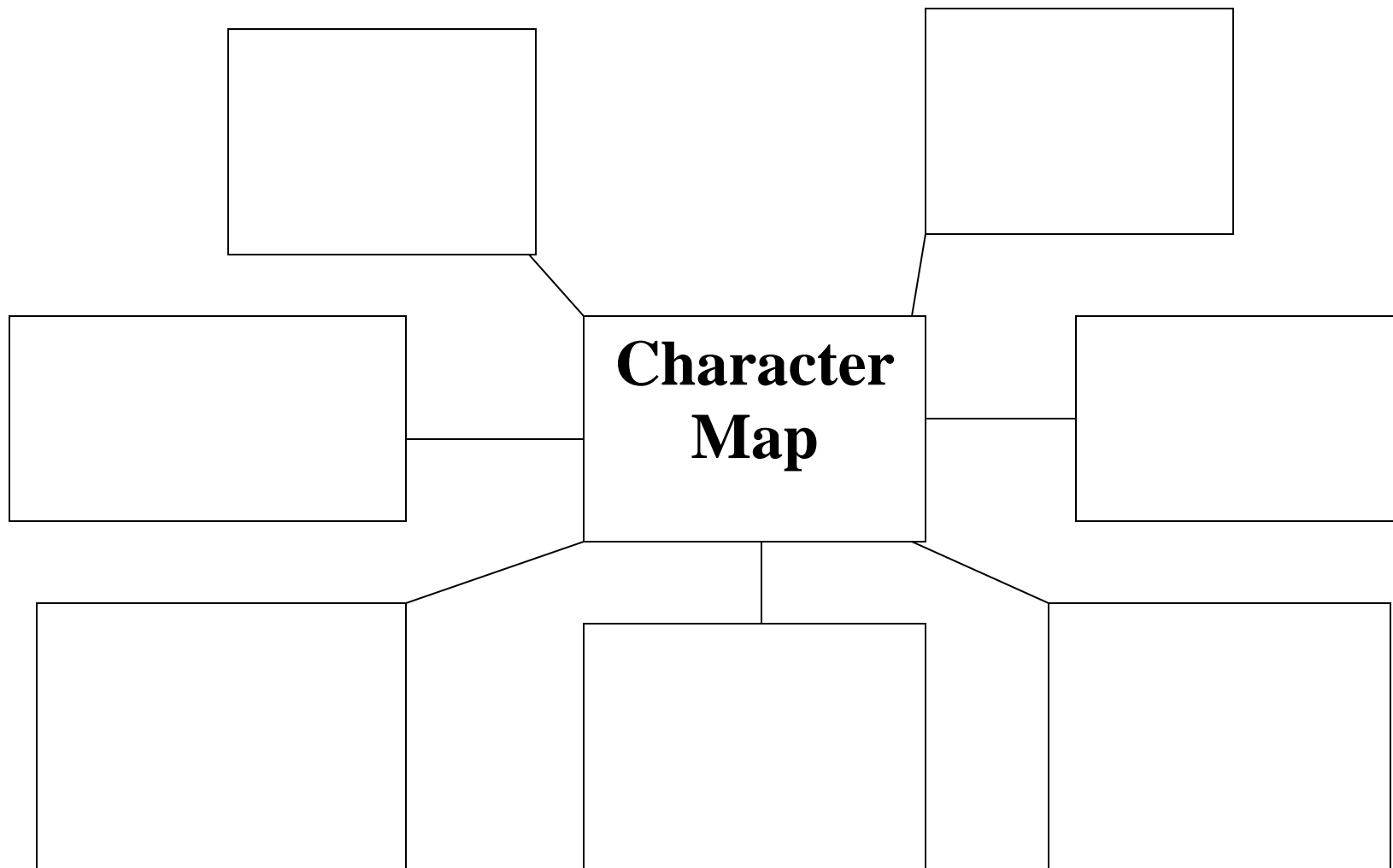
1	2	3	4	5	6	7	8		10
---	---	---	---	---	---	---	---	--	----

*Unit 2, Activity 15, Number Mat*



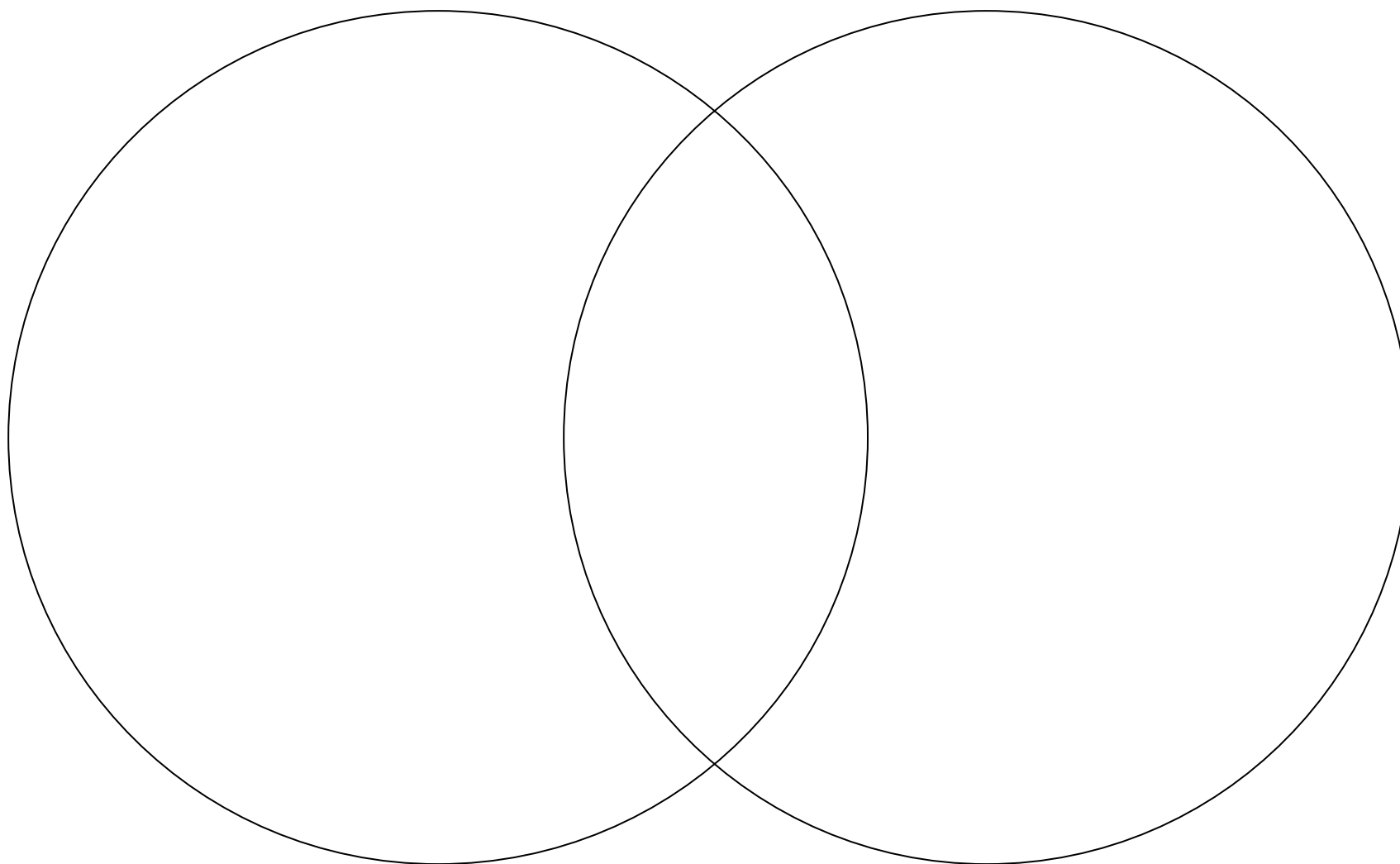
*Unit 2, Activity 19, Character Map*

Name \_\_\_\_\_





*Unit 3, Activity 19, Venn Diagram*

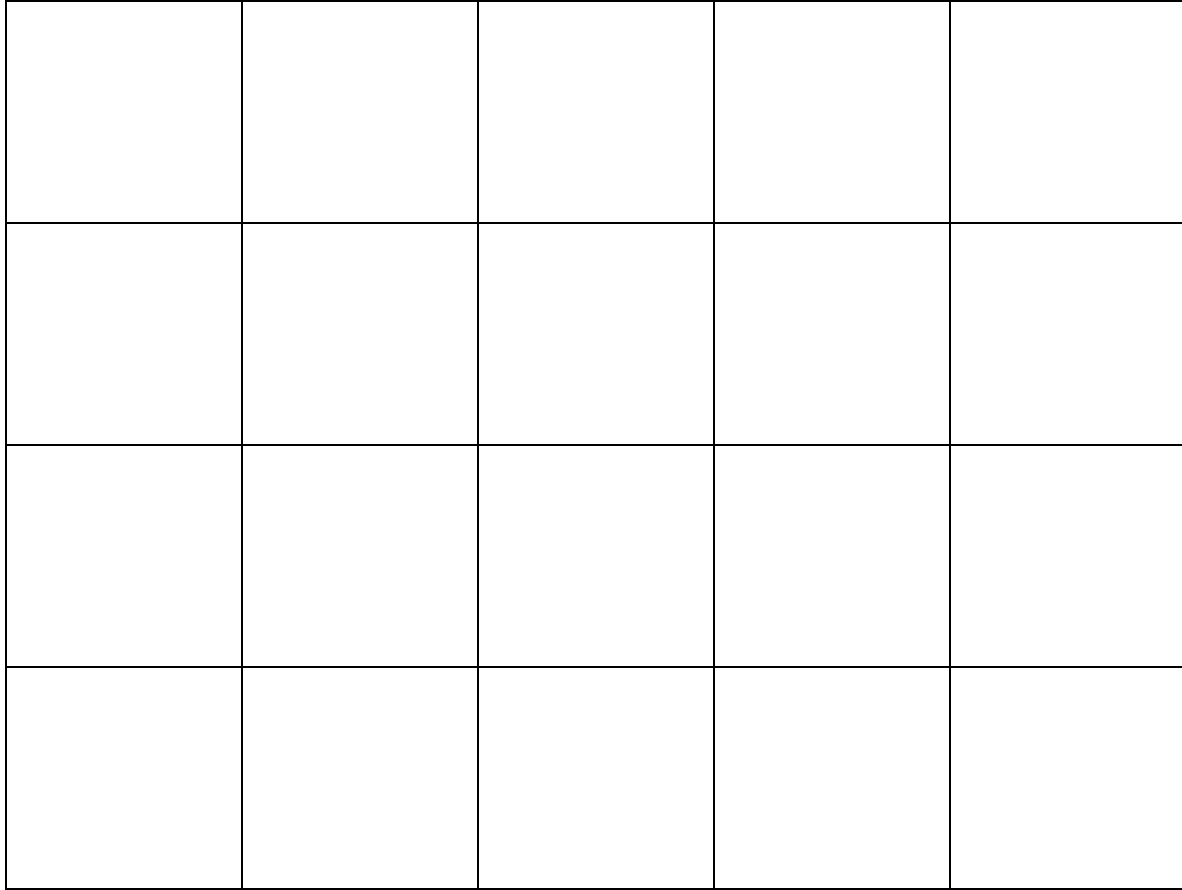


**Unit 3, Activity 22, 100s Chart BLM**

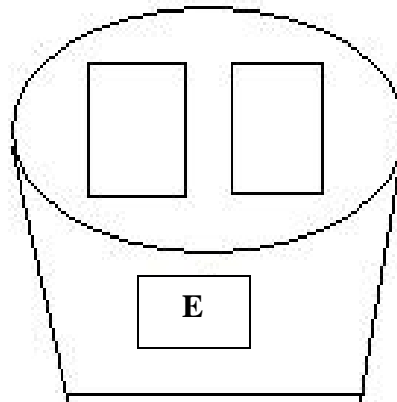
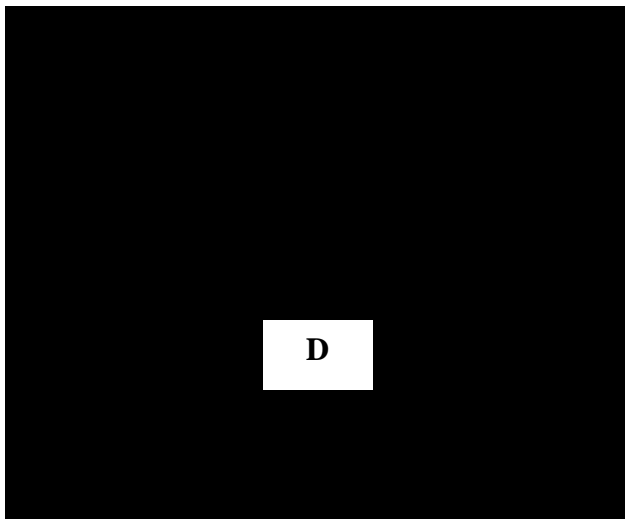
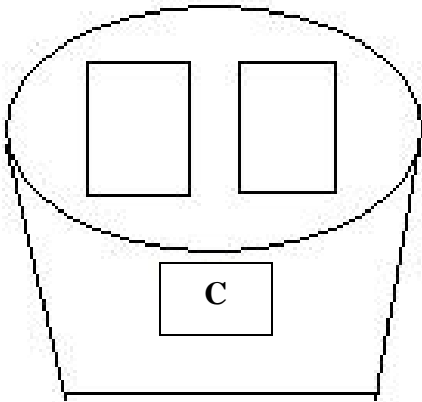
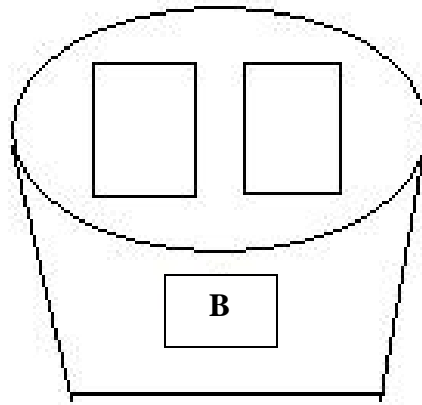
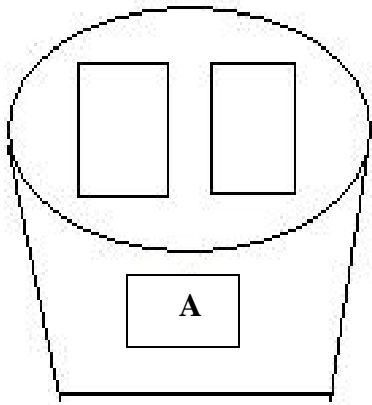
Name \_\_\_\_\_

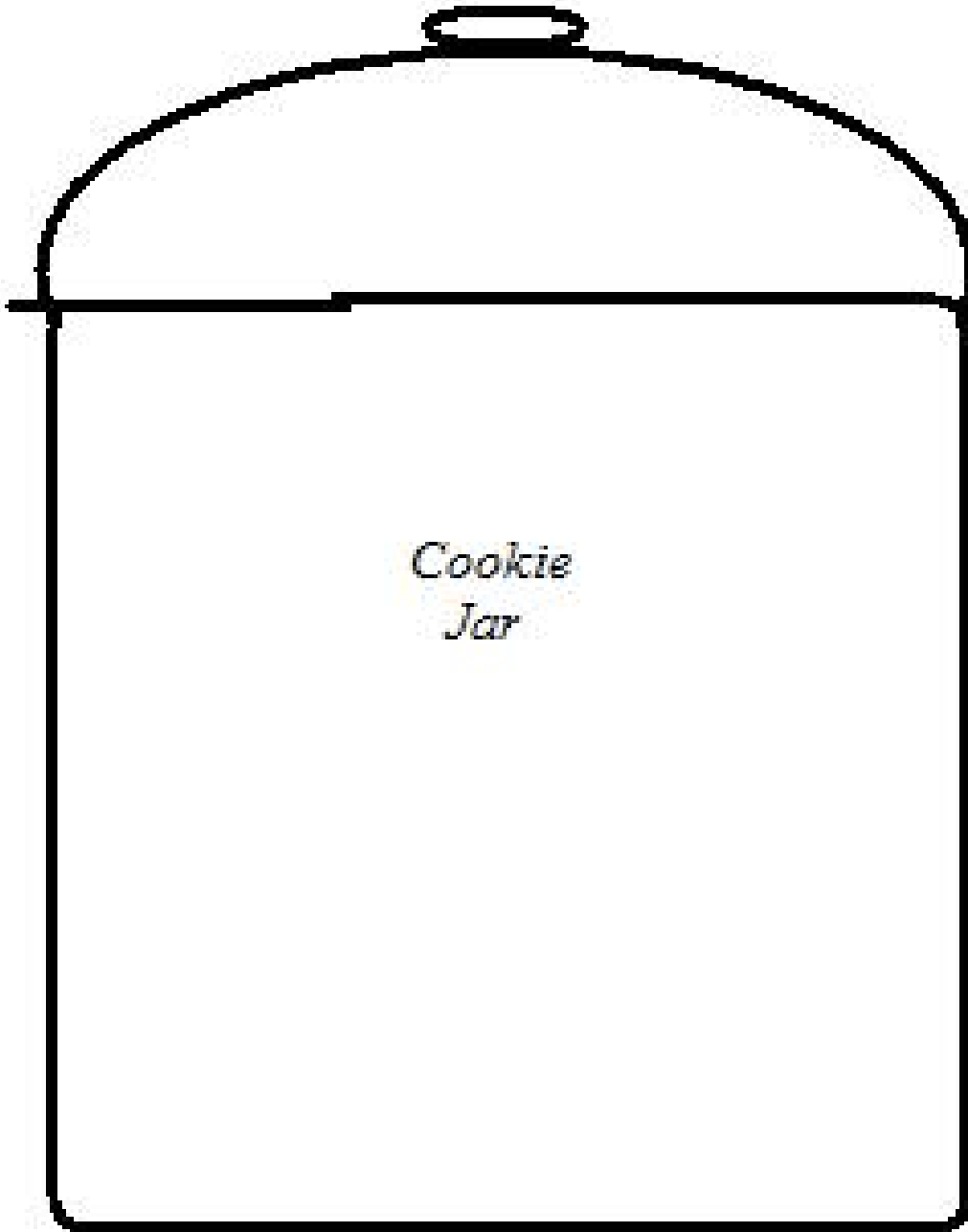
1	2	3	4	5	6	7	8	9	10
11	12	13	14	15	16	17	18	19	20
21	22	23	24	25	26	27	28	29	30
31	32	33	34	35	36	37	38	39	40
41	42	43	44	45	46	47	48	49	50
51	52	53	54	55	56	57	58	59	60
61	62	63	64	65	66	67	68	69	70
71	72	73	74	75	76	77	78	79	80
81	82	83	84	85	86	87	88	89	90
91	92	93	94	95	96	97	98	99	100

*Unit 4, Activity 2, Grid Paper*




*Unit 4, Activity 10, Tub Recording Sheet*







*Unit 4, Activity 12, Cookie Cards*



*Unit 4, Activity 12, Cookie Cards*



*Unit 4, Activity 12, Cookie Cards*



*Unit 4, Activity 12, Cookie Cards*




***Unit 4, Activity 13, Ordinal Circles***

Name \_\_\_\_\_

Directions:


- Color the third circle red.
- Color the sixth circle blue.
- Color the second circle green.
- Color the fourth circle yellow.
- Color the first circle orange.
- Color the fifth circle purple.
- Draw a smiley face in the seventh circle.



shorter

longer


*Unit 4, Activity 14, Vocabulary Cards*




more than

less than

*Unit 4, Activity 14, Lady Bug Ruler*






*Unit 4, Activity 14, Lady Bug Ruler*



<b>The biggest things will always weigh the most.</b>	
<b>Yes</b>	<b>No</b>

<b>Things that are the same size will weigh the same</b>	
<b>Yes</b>	<b>No</b>

*Unit 5, Activity 5, Sorting Chart for Weights*

<p><b>Lighter</b></p> 	 <p><b>Equal</b></p>	<p><b>Heavier</b></p> 
---	---	---

*Unit 5, Activity 8, Days of the Week Cards*

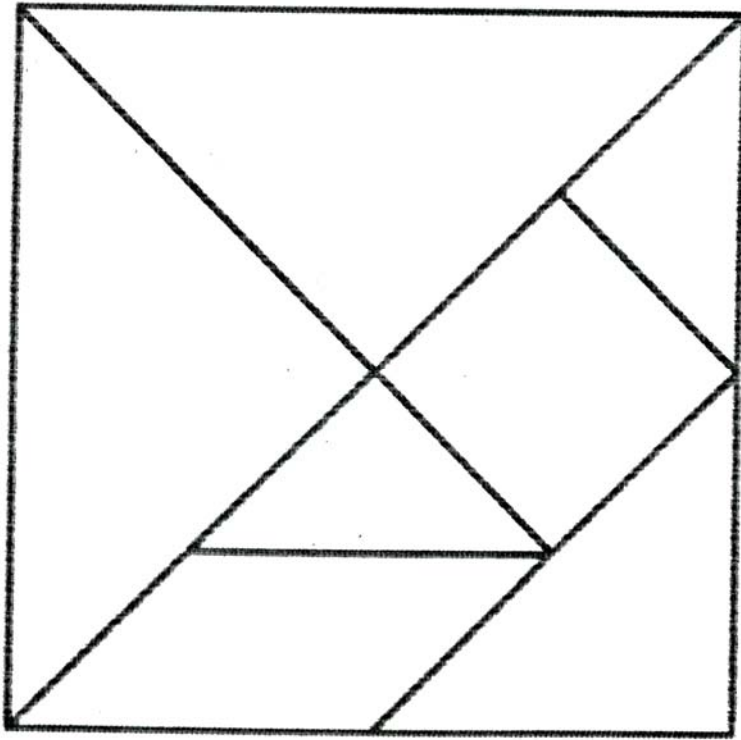
Sunday	Monday	Tuesday
Wednesday	Thursday	Friday
Saturday	Sunday	Monday
Tuesday	Wednesday	Thursday
Friday	Saturday	

*Unit 5, Activity 8, Months of the Year*


<b>January</b>	<b>February</b>	<b>March</b>
<b>April</b>	<b>May</b>	<b>June</b>
<b>July</b>	<b>August</b>	<b>September</b>
<b>October</b>	<b>November</b>	<b>December</b>

*Unit 5, Activity 13, Comparing Lengths Mat*

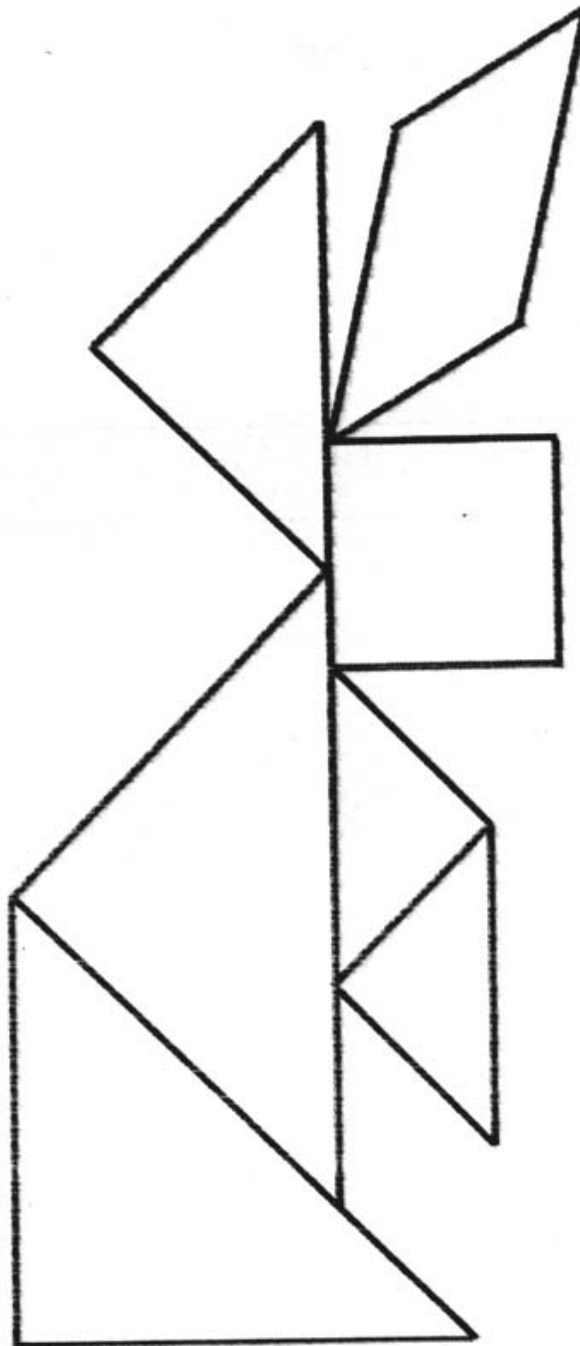
*Unit 6, Activities 9 and 11, Tangrams*



*Unit 6, Activity 11, Tangram Cat Activity Pattern*




*Unit 6, Activity 11, Tangram Bunny Activity Pattern*




*Unit 6, Activity 12, Vocabulary Self-Awareness Form*



<b>Word</b>	+	√	-	<b>Example</b>	<b>Definition</b>
rectangular solids					
cylinders					
cones					
spheres					




**Rectangular Solid**




**Cylinder**

<p data-bbox="738 504 885 577"><b>Cone</b></p> 
<p data-bbox="186 1249 300 1302"><i>Sphere</i></p> 

*Unit 6, Activity 20, Shape Transparencies –Rectangular Solid, Cylinder, Cone, and Sphere*



*Unit 6, Activity 20, Shape Transparencies – Square, Circle, Triangle, and Rectangle*














*Unit 7, Activities 3, 10, and 17, Number Line*

					glue
<hr/>					
1	2	3	4		
5					

<u>glue</u>					
	<hr/>				
	6	7	8	9	
10					

*Unit 7, Activities 3, 10, 17, and 18, Frog Manipulatives*



*Unit 7, Activities 3 and 17, Counting Up*

**1, \_\_, 3, 4, 5, 6, 7, 8, 9, 10**


**1, 2, 3, \_\_, 5, 6, 7, 8, 9, 10**

**1, 2, 3, 4, 5, 6, 7, \_\_, 9, 10**





*Unit 7, Activity 5, Addition Mat*




**Name** \_\_\_\_\_



*Unit 7, Activity 9, Cars for Road Background*





sum



add



*Unit 7, Activity 10, Counting Back*

10    9    \_\_\_    7    6    5    4    3    2    1

10    9    8    7    6    5    4    3    \_\_\_    1

10    9    8    7    \_\_\_    5    4    3    2    1

10    \_\_\_    8    7    6    5    4    3    2    1

*Unit 7, Activity 10, Counting Back*

10    9    8    7    6    —    4    3    2    1

10    9    8    —    6    5    4    3    2    1

10    9    8    7    6    5    —    3    2    1

10    9    8    7    6    5    4    —    2    1



$$5-3=2$$

difference



$$5-3=2$$


subtract

*Unit 7, Activity 17, Tree Background for Problem Solving*



*Unit 7, Activity 17, Birds for Tree Background*

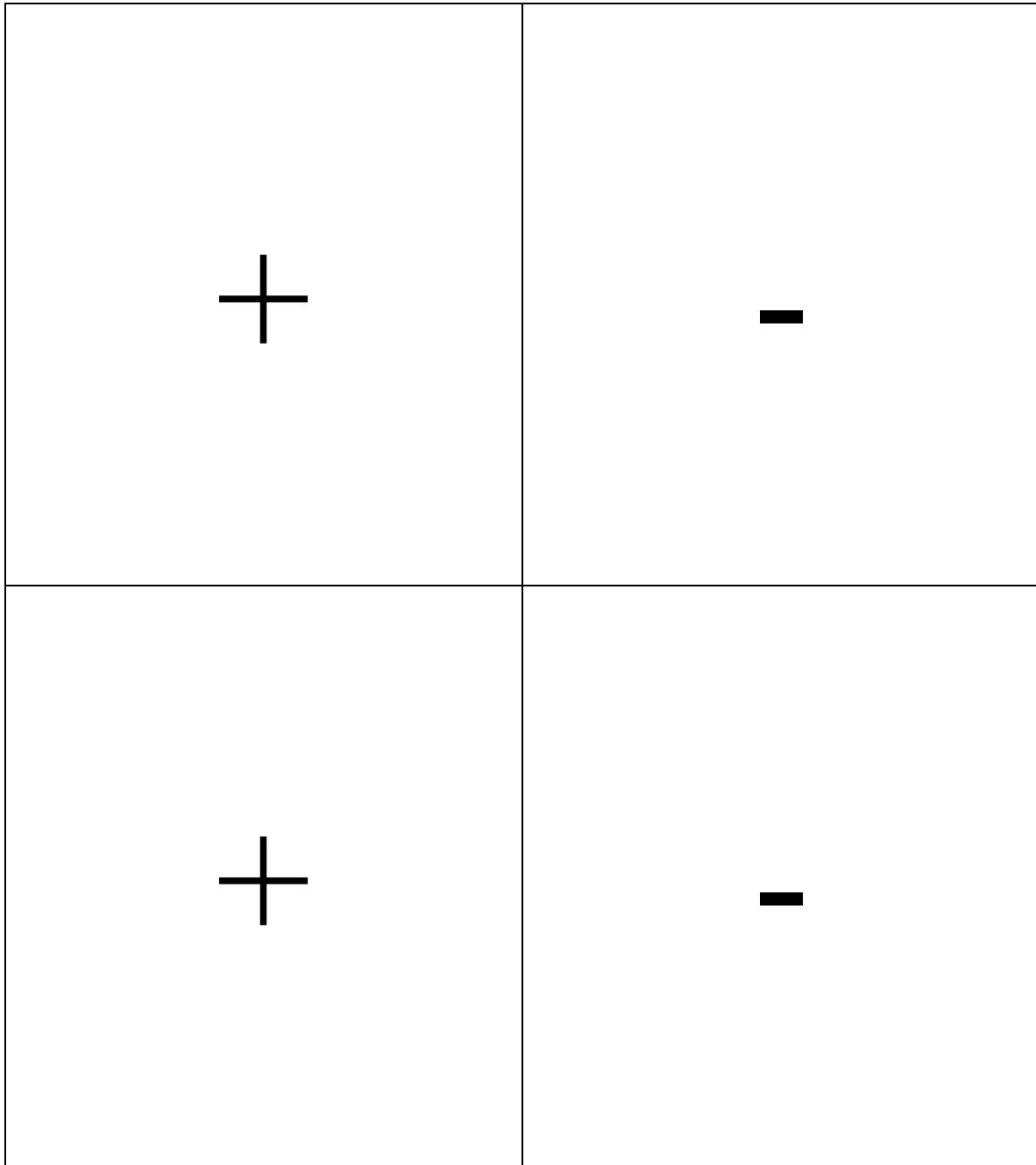




*Unit 7, Activity 20, Subtraction Mat*



*Unit 7, Activity 20, Birds for Tree Background*




*Unit 8, Activity 2, Coin Categorization Chart*



<b>Alike</b>	<b>Different</b>

Unit 8, Activities 4, 5, 6, 8 and 9, Coins



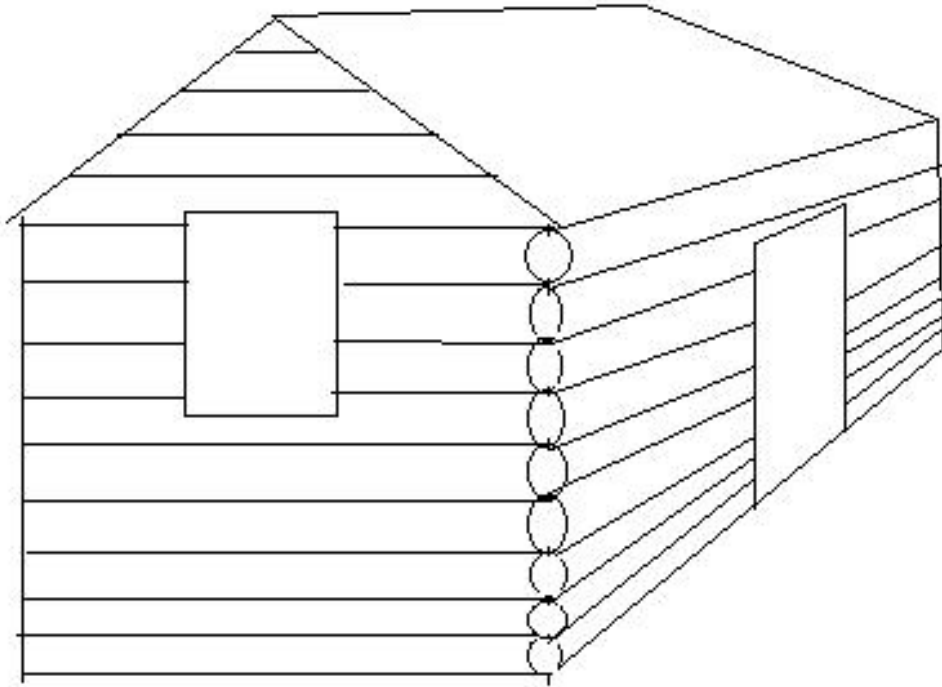
*Unit 8, Activities 4, 5, 6, 8 and 9, Coins*



## **The Penny**



- Abraham Lincoln was the 16<sup>th</sup> president of the United States.
- He was born in Kentucky and lived in a log cabin.
- There were no schools back then in Kentucky, and his mother taught him to read.
- When he was 8 years old his family moved to Indiana.
- His mother died when he was 10 years old.
- He read a lot and became a lawyer when he grew up.



**Abraham Lincoln's picture is on the penny.**

**He grew up in a log cabin.**

## **The Nickel**

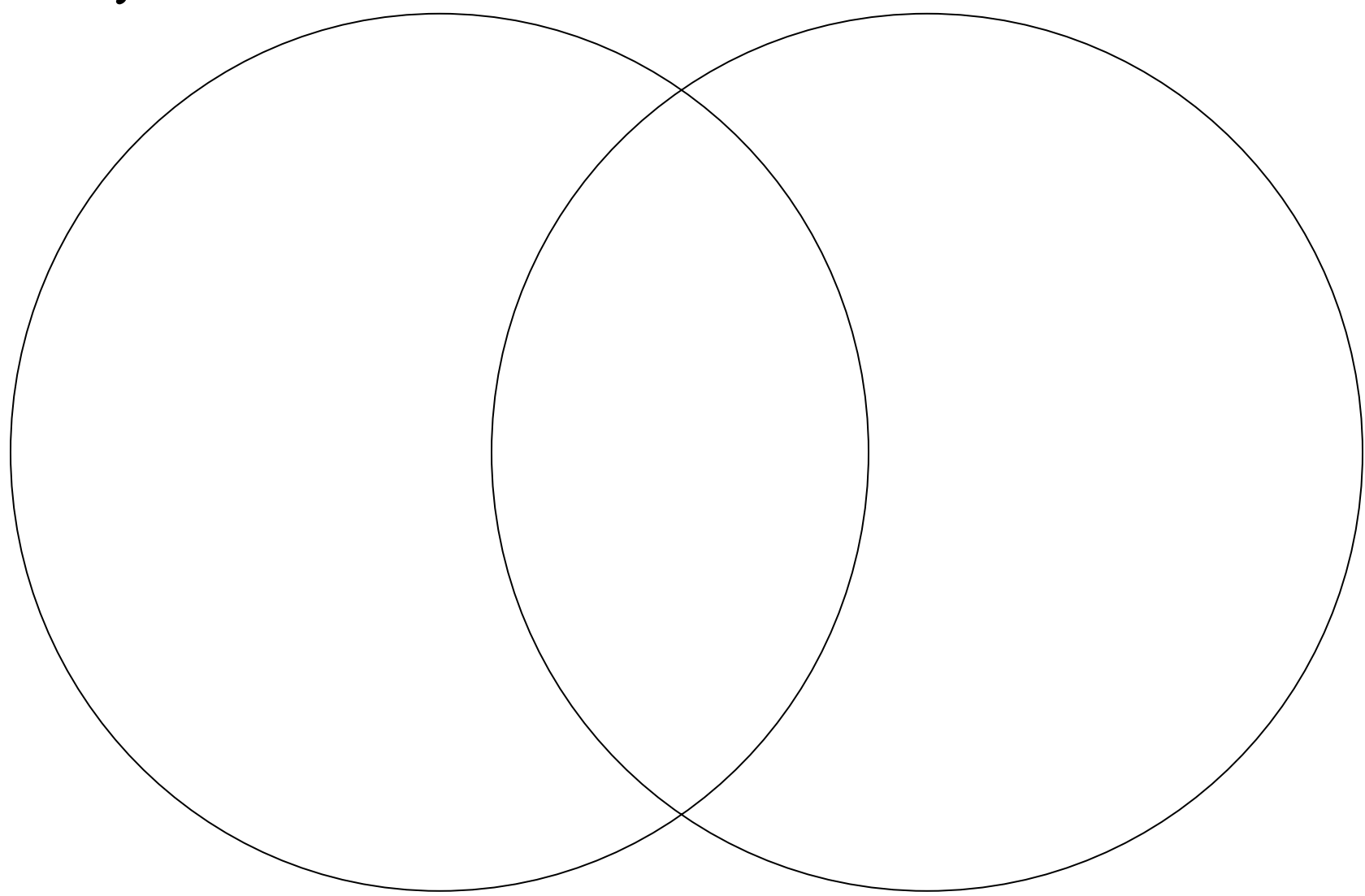


- Thomas Jefferson was our 3<sup>rd</sup> president.
- His picture is on the nickel.
- The picture on the back of the nickel is Monticello, the home of Thomas Jefferson.
- Thomas Jefferson was good at many things. He knew about plants and dinosaurs.
- He wrote two books and invented many things.

*Unit 8, Activity 5, Coin Venn Diagram*

Penny

Nickel



## **The Dime**



- **Franklin D. Roosevelt was the 32<sup>nd</sup> president of the United States.**
- **He served as president four times.**
- **When he was president, he helped make laws that helped poor people get back on their feet.**
- **His ancestors came to America on the Mayflower.**

## **The Quarter**



- George Washington was our 1st president.
- His picture is on the quarter.
- He helped the United States win the Revolutionary War.
- He served as our president two times.
- He was called “The Father Of Our Country.”

*Unit 8, Activity 8, Coin ID*

Name \_\_\_\_\_

**Directions:**

Color all pennies brown.



Color all nickels red.





Color all dimes blue.








Unit 8, Activity 15, Adding Coins



Name \_\_\_\_\_

1.  +  = \_\_\_\_\_ ¢

2.  +  = \_\_\_\_\_ ¢  
 + 

3.  +  = \_\_\_\_\_ ¢  


4.  +  = \_\_\_\_\_ ¢

5.  +  = \_\_\_\_\_ ¢