

High or Low Game

Instructions for how to create and link more slides

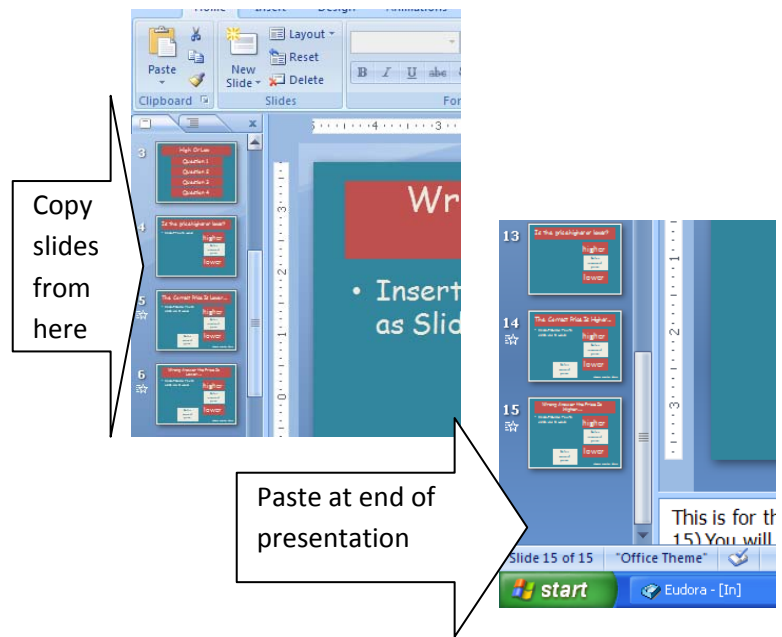
Create another question

Less than Question

Copy slides 4, 5, and 6

Greater than Question

Copy slides 10, 11, and 12



Scroll down to the bottom of all slides

Paste the slides at the end of the power point

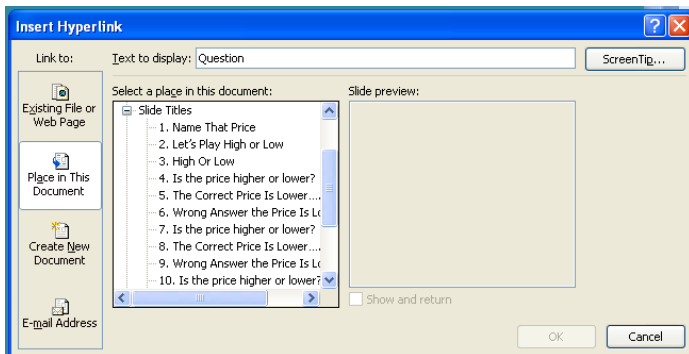
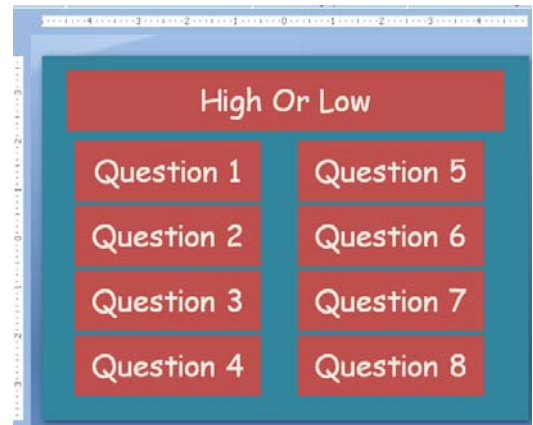
Add the appropriate information to those slides

Go back to slide 3 and shrink the boxes. Next copy and paste, the page may look like this if you want to add an additional 4 questions, 5, to the PowerPoint.

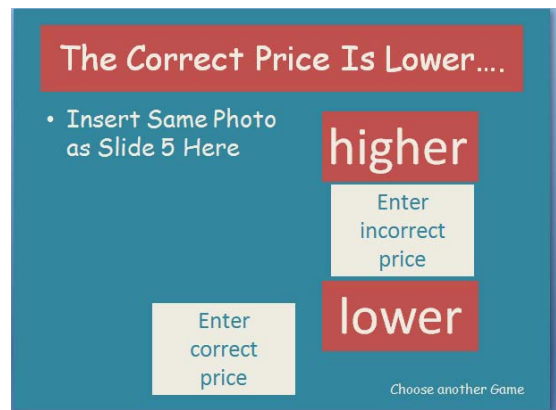
NOTE: Don't forget to change your question numbers

Next you have to link the question box to the correct slide.

Right click on the box with Question 5 in it
Click hyperlink. The box below will appear.
Change to place in this document. Search for the slide
you want the student to view when he/she clicks on
question 5



Move the "enter correct price" box over the "enter incorrect price" box on the slides that are set up like the slide below.



NOTE: Always test out the game before you let your students.