

# How Many

Instructions for how to create and link more slides

## Create another question

Copy slides 4, 5, and 6

Paste them at the end of the PowerPoint

Place the appropriate information on each slide

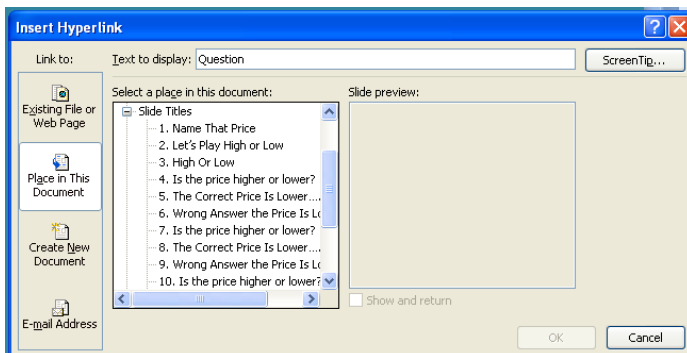
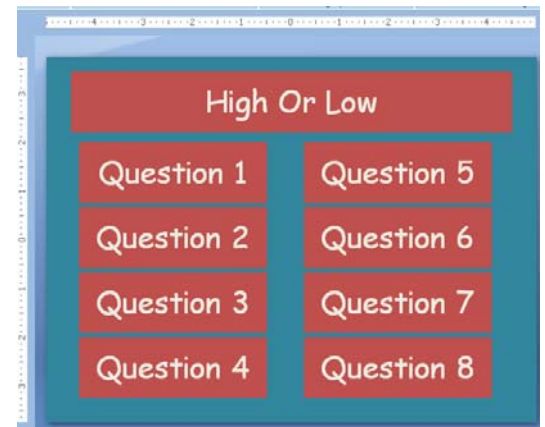
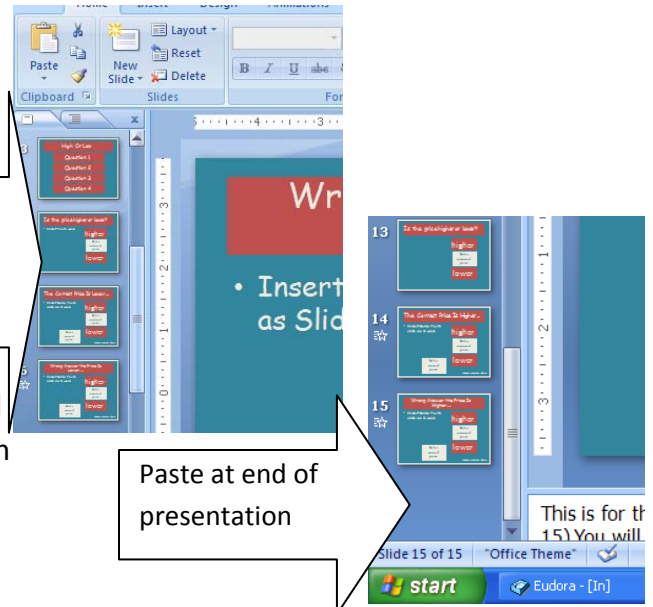
Go back to slide 3 and shrink the boxes. Next copy and paste, the page may look like this if you want to add an additional 4 questions to the PowerPoint.

NOTE: Don't forget to change your question numbers

Next you have to **link the question** box to the correct slide.

Right click on the box with Question # in it  
Click hyperlink. The box below will appear.

Change to place in this document. Search for the slide you want the student to view when he/she clicks on question #.



Always enter the correct number in the top box. If you would like to change the order remember that you must do this on three slides. The first box is the one that has animation. Also the size of the fonts can be changed

